


# 30. I see red

Nosebleed



Patty the piglet is playing in the park when, suddenly, her nose starts bleeding.

And it's not the first time this has happened!

2



Each of her friends gives her different advice.

Even Grandpa Dog tells her what to do! Patty, fed up, decides to go see Croco Doc.

3

Scan to learn the process!




GLUE

Cut through the black line 

A yellow rectangular panel containing a QR code, the word 'GLUE' in large white letters, and a pair of scissors icon. Above the QR code is the text 'Scan to learn the process!' and below it is the instruction 'Cut through the black line'.

Croco Doc tells her that sometimes, putting things in the nose can cause bleeding—

4



Then, with gauze or cotton, she should plug the hole to stop the bleeding.

The first thing is to clean the blood that has come out of the nose with a damp cloth.

5

9

7

Scan to learn  
the process!



GLUE

CROCO DOC

crocodoc.tv



www.crocodoc.tv

Get the full collection  
of Croco Books on our  
website!




Never tilt the head backward.

Blood can accumulate, and unintentionally, you might swallow it, causing nausea.



It's better to tilt the whole body slightly forward, so the blood flows properly.



Also, consider the temperature. Nosebleeds are more likely with sudden temperature changes and in very hot weather.

And finally, it's crucial not to blow your nose when it's bleeding!

Cold makes the veins smaller, so putting ice on the nose could help stop the bleeding sooner.

